

Please Note:

This PDF shows page 1 of Format F4 at actual size.

If printing this PDF, make sure printer settings are at "actual size" and not "fit" the sheet. The frame of the recipe page should measure 5.5" x 8.5" if printed correctly.

Format Details:

- The top and bottom of each page is adorned with artwork (see below for art options).
- All format options available.

Checks




Classic



Culinary





COOKIES & CANDY

SUGAR COOKIES

Shari Peterson

1 c. confectioners' sugar	1 tsp. vanilla
1 c. granulated sugar	4½ c. all-purpose flour
1 c. butter or margarine	½ tsp. salt
1 c. vegetable oil	1 tsp. baking soda
2 eggs	1 tsp. cream of tartar

Cream sugars with butter, vegetable oil and eggs. Add vanilla. Blend dry ingredients and add to creamed mixture; mix well. Chill dough for easier handling. Roll cookie dough into small balls and place on an ungreased cookie sheet. Grease the bottom of a flat-bottomed glass, dip glass in sugar and flatten each cookie. Continue dipping in sugar and flattening. Bake in 350° oven for about 10 minutes or until slightly golden. Makes 7 dozen.

OATMEAL-DATE COOKIES


Joyce Smith

1 c. sugar	1½ c. oatmeal
½ c. brown sugar	1 tsp. soda
½ c. butter or margarine	½ tsp. salt
½ c. shortening	2½ c. flour
2 eggs	


Filling:

1 c. white sugar	2 c. dates, chopped
1 c. hot water	

Mix cookie ingredients together thoroughly. Roll dough out and cut with small round cutter. Bake in 350° oven for 10 to 12 minutes. Cool cookies. Combine filling ingredients. Sandwich 2 cookies together, with filling in-between.



1



CHOCOLATE CHIP MIRACLES

Sarah Jackson

2¼ c. all-purpose flour	¼ c. packed brown sugar
1 tsp. baking soda	1 tsp. vanilla
1 tsp. salt	2 eggs
1 c. butter (2 sticks), softened	12 oz. chocolate chips


Preheat oven to 375° (gas oven to 350°). Mix all of the dry ingredients together, then mix the wet ingredients together. After both substances are mixed, slowly mix the dry ingredients in with the wet until the texture is smooth. Put cookies on sheet and leave each batch in oven for 8 to 10 minutes for soft texture.

SNICKERDOODLES

Heather Gemske
Dorothy Engstrom

½ c. butter or margarine, softened	2 tsp. cream of tartar
½ c. shortening	1 tsp. baking soda
1½ c. sugar	¼ tsp. salt
2 eggs	2 T. sugar
2¼ c. all-purpose flour	2 tsp. cinnamon

Heat oven to 400°. Mix thoroughly butter, shortening, 1½ cups sugar and the eggs. Blend in flour, cream of tartar, baking soda and salt. Shape dough by rounded teaspoons into balls. Mix 2 tablespoons sugar and cinnamon; roll balls in mixture. Place 2 inches apart on ungreased baking sheet. Bake 8 to 10 minutes or until set. Immediately remove from baking sheet. Makes about 6 dozen cookies. If using self-rising flour, omit cream of tartar, baking soda and salt.



2